

Scientific studies of BICOM Resonance Therapy **an overview of available research studies**

The Institute for Regulative Medicine has published these nine research studies in a special edition entitled "Wissenschaftliche Studien zur BICOM Resonanz-Therapie" [Scientific studies of BICOM Resonance Therapy], the complete studies are available from the Institute for Regulative Medicine for DEM 65.-.

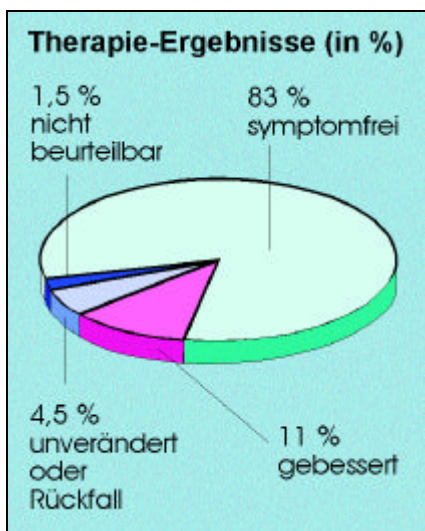
**Naturterapeuterna i Halmstad, Allergimottagningen
Bohusgatan 5, 035 - 21 22 70**

Retrospective study based on 200 cases from medical practice

His success with the BICOM device led Dr. Peter Schumacher, a paediatrician from Innsbruck, to conduct a study of 200 cases of severe allergy and neurodermatitis in order to record the outstanding results achieved.

The study was based not on a carefully selected group but on a random patient population within a 6 month period, irrespective of age, diagnosis and severity of the condition.

An established diagnosis of allergy was a condition of inclusion in the study. Diagnosis was considered established not just if one or more tests yielded a positive result but also if there was a definite proven connection between the allergen and the allergy symptoms. Hay fever was excluded from the study due to the peculiar characteristics of that condition. The patients and their families were interviewed 6 months after the completion of therapy.



Results:

83 % of cases treated were concluded successfully (since the conclusion of therapy patients had tolerated the allergen without reaction)

11 % of cases treated improved (the features of the allergy were still present yet over time much less pronounced)

4.5 % The allergy remained unchanged. No therapeutic success could be identified or, after initial improvement, the same allergy recurred. However abstinence failures during therapy were detected in all members of this group.

1.5 % could not be evaluated since there had been no new contact with the allergen in the intervening period.

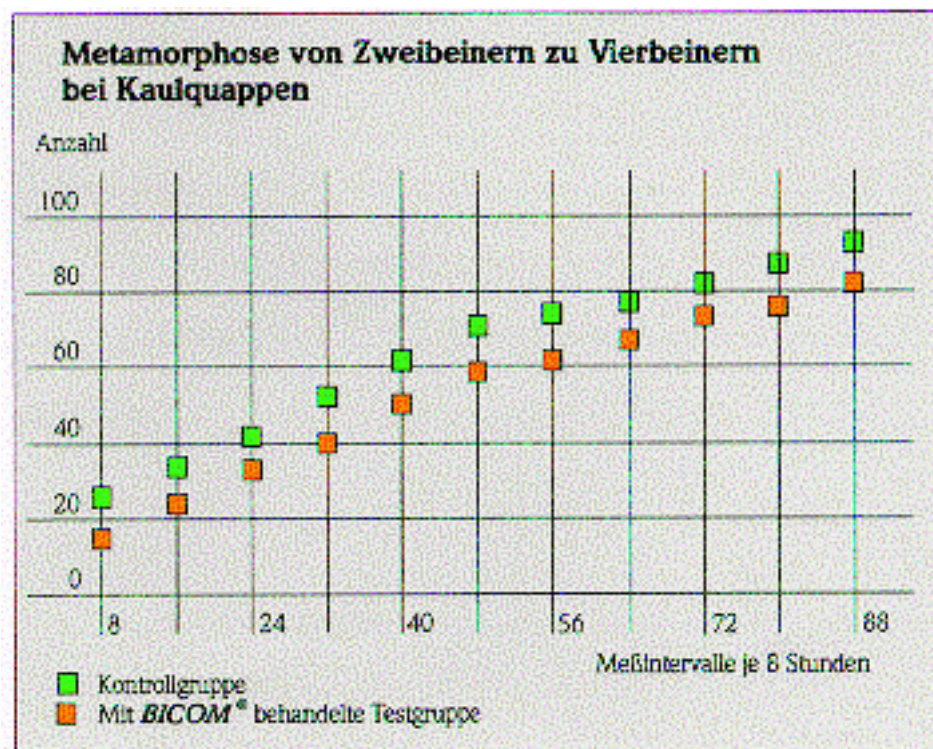
To highlight some particularly difficult cases: Of the 62 neurodermatitis cases recorded, 44 were symptom-free following BICOM treatment and 16 were improved and, of the 33 asthma cases, 29 were symptom-free and 4 improved.

The study was conducted by Dr. Peter Schumacher, Innsbruck.

Transfer of Molecule Information Using the Bioresonance Device (BICOM) in Experiments on Amphibians

These experiments rest on the widely known fact that the hormone thyroxine plays an important part in the metamorphosis of amphibians. The transition from fish-like tadpole to land-based, four-legged frog is generally set in motion and maintained by this hormone which is synthesised in the thyroid gland and contains iodine. However, if thyroxine is offered in aquarium water in a high molecular concentration (e.g. log 6 parts by weight or above), then metamorphosis slows down or development may even stop completely.

It was possible to prove through two double blind studies carried out independently of one another in Austria and Italy that electromagnetic bioinformation can be picked up and transferred by a bioresonance device (BICOM).



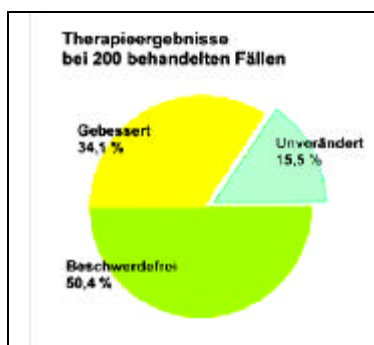
By transferring electromagnetic information from a toxically concentrated solution of the hormone thyroxine to aquarium water, it was possible to slow down metamorphosis of tadpoles significantly in numerous parallel experiments.

Preliminary and main study: Prof. Dr. rer. nat. P. Ch. Endler et al, University of Graz, control study under the patronage of the University of Urbino/Italy

Retrospective Study from Medical practice

Two years' Experience of Allergy Therapy

For this study, information was recorded between 1991 and 1993 on 200 patients who had responded poorly or hardly at all to conventional measures. Most of the patients were adults with allergic skin diseases, pruritus, allergic conjunctivitis, allergic intestinal disease, allergic respiratory tract disease and pollen allergy. Allergy therapy was conducted with the aid of the BICOM device. Additional programs such as elimination of scar interference, mycosis therapy, detoxication, etc. were included as necessary.



Results:

50.4 % (i.e. half!) of patients were symptom-free

34.1 % of cases improved

13.3 % remained the same

Unsatisfactory therapeutic results and failures may be caused by the following:

In the case of powerful allergens, treatment must be administered several times if necessary. If this is still unsuccessful, then a different therapy option should be tried or therapy blocks checked for.

Reactions to the allergen disappear initially, only to reappear later. This generally means there is a therapy block.

Persistent or recurrent symptoms are caused by a different allergen or other factors.

The study was conducted by Dr. med. Jürgen Hennecke, Aachen.

Prospective, randomised, controlled study to examine the success of treating minor hepatocellular damage with endogenous electromagnetic fields

The study examined 28 patients with chronic hepatocellular damage whose condition had been known about for at least a year but had not been treated with drugs and whose laboratory values (GOT, GPT and gamma-GT) were slightly raised. 14 patients were assigned to the treatment group and 14 to the control group. Both groups had the same enzymatous values when treatment started.

The therapeutic effect was determined from the GOT, GPT and gamma-GT values. On completion of the study the values of the group treated with BICOM were within the limits of normal while the values of the control group were still within the pathological range. The following table shows the percentage decrease in the values:

Hepatic values	Decrease towards normal of excess values (<i>BICOM</i> treatment)	Decrease towards normal of excess values (control group)
GOT	42 %	4 %
GPT	50 %	5 %
Gamma-GT	38 %	7 %

In the test group the geometric mean values for the degree of improvement were 45% for GOT values (5% for control group), 55% for GPT activity (control group displayed a slight deterioration) and the degree of improvement was 45% for gamma-GT activity (slight deterioration in the control group).

It is clear from the experimental evidence presented that treating minor hepatocellular damage with BICOM therapy in the frequency range between 10 Hz and 150 kHz can bring about reconstitution of damaged hepatic cells.

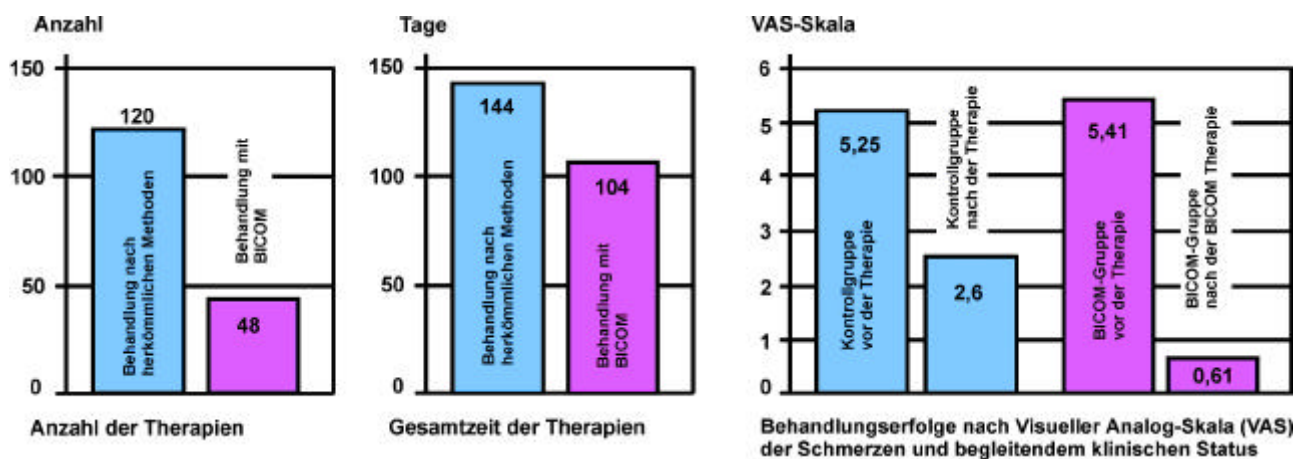
Therefore the results of this study definitely prove the effectiveness of BICOM Resonance Therapy.

The study was conducted by R. Machowinski, randomisation and code list by the Naturopathy Outpatients Clinic of the Carstens Foundation of the University of Heidelberg under the direction of Prof. Dr. med. I. Gerhard.

BICOM Therapy of Overstrain/Overuse Syndrome in High-Performance Athletes

Two groups each of 12 high-performance sportsmen (footballers, athletes, runners, hurdlers) suffering from overstrain syndrome were treated. One group was treated using conventional methods such as ultrasound, stimulation current, etc. and the second group exclusively with BICOM Resonance Therapy. The success of treatment was assessed according to therapy time and pain was rated on a visual analogue scale (VAS) with accompanying clinical status. Both groups were recommended to give up training for a time to help relieve their condition.

The results obtained speak clearly in favour of BICOM Resonance Therapy. Fewer therapy sessions and shorter treatment periods were needed to achieve the far superior results obtained in the group treated with BICOM Resonance Therapy.



Only 48 treatment sessions were needed for the BICOM group as against 120 for the control group. The whole course of treatment lasted 104 days for the BICOM group as against 144 days for the control group.

The VAS values improved from 5.41 to 0.61 for the BICOM group and from 5.25 to 2.6 for the control group.

This meant that the time spent away from training was considerably reduced - an extremely important factor for high-performance athletes! All BICOM treatment was straightforward, had no side effects and could be concluded successfully.

The study was conducted by Dr. med. B. Jesensek Papez and Dr. med. prim. J. Barovic at the Maribor teaching hospital, Slovenia.

Review of In-vitro Modulation of Phagocyte Activity of Human Polymorphonuclear Leucocytes with BICOM Therapy

In an extensive NBT test series it was possible to demonstrate an objective change in phagocyte activity of human polymorphonuclear leucocytes in donor blood through endogenous ultraweak electromagnetic fields (EMF) using BICOM Therapy.

This test series was conducted with several hundred individual settings on around 50,000 individual samples with reproducible results. It could be shown that

BICOM Therapy exerts a measurable influence on biological systems

the various therapy types and setting options of the BICOM device produce clearly distinguishable effects

ultraweak impulses exert an objectively measurable influence on biological systems

The study was conducted by Osadchaya and D. Sakharov: R.E. Kavetzky Institute for Experimental Pathology, Oncology and Radiobiology of the State Academy of Sciences of the Ukraine in Kiev.

The Influence of BICOM Therapy on the Structural Dynamics of Human Serum Albumin (HSA) of Patients with Breast Cancer

Human serum albumin preparations were obtained from the blood of 8 female patients with primary breast cancer and 10 healthy subjects, all aged between 50 and 60. Using the BICOM device the combined HSA preparations from the healthy subjects were transferred to the HSA preparations of the cancer patients and of all the subjects for a certain time.

By integrating the amide I bands in the infrared spectra of the HSA preparations of healthy subjects and of cancer patients, the percentage share of structural domains occupied by α -helix, beta-pleated sheets and random coils was established.

This test series demonstrated the following:

Biological information on the structural state of human serum albumin can be transferred from healthy subjects to the human serum albumin of cancer patients with BICOM Resonance Therapy.

Significant improvements in the structure of human serum albumin of cancer patients could be achieved in vitro with this treatment i.e. it was possible to modify the structure of human serum albumin in cancer patients towards a physiological structure with lasting effect.

The test results described can only be interpreted based on the following assumptions:

Biological systems produce electromagnetic fields.

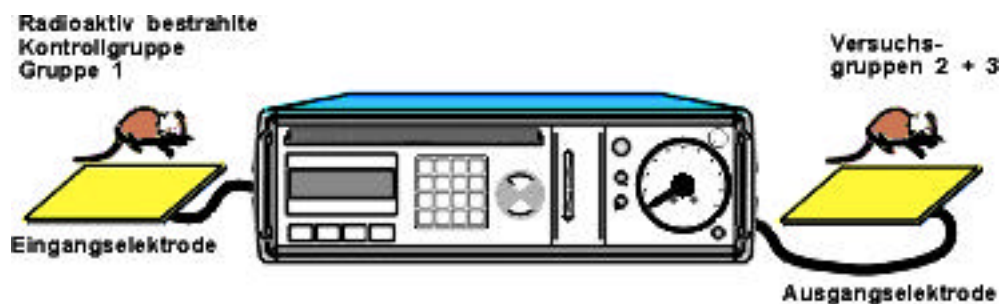
These fields can be detected by the BICOM device, processed and transferred to biological systems.

By transferring these same fields to biological systems, it is possible to induce significant modifications at a molecular level in the sense of a resonance interaction through the information content of endogenous electromagnetic fields.

The study was conducted by O. V. Zhalko-Totarenko and V. V. Livetsov: LEKON research centre at the State Academy of Sciences of the Ukraine in Kiev.

Studies on Reconstituting the Immunological System of Mice Contaminated with Radioactivity Using BICOM Resonance Therapy

The influence of BICOM Resonance Therapy on the immunological system of mice contaminated with radioactivity was examined. The results obtained lead to the conclusion that applying endogenous low energy, low frequency electromagnetic waves (ELF-ELI-EMF) in the range studied around 870 Hz can correct secondary immunodeficiency resulting from long-term radioactive exposure to Chernobyl-type radiation.



BICOM resonance treatment brought about normalisation of thymus and lymph node growth in the test groups. Enlargements observed in the spleen point to increased spleen activation which can be explained by increased break-down of damaged blood cells, cell fragments and immunity complexes.